


SUMMER HOLIDAY FUN!



AN ACTIVITY PACK FROM ANDERSEN PRESS

What Will I Be?

By Frances Stickley
& Lucy Fleming



This is Ravi in his Grumpy Hat.



Can you draw him an angry hat?



Can you draw him a happy hat?



Can you draw him a sad hat?



Can you draw him a giggly hat?



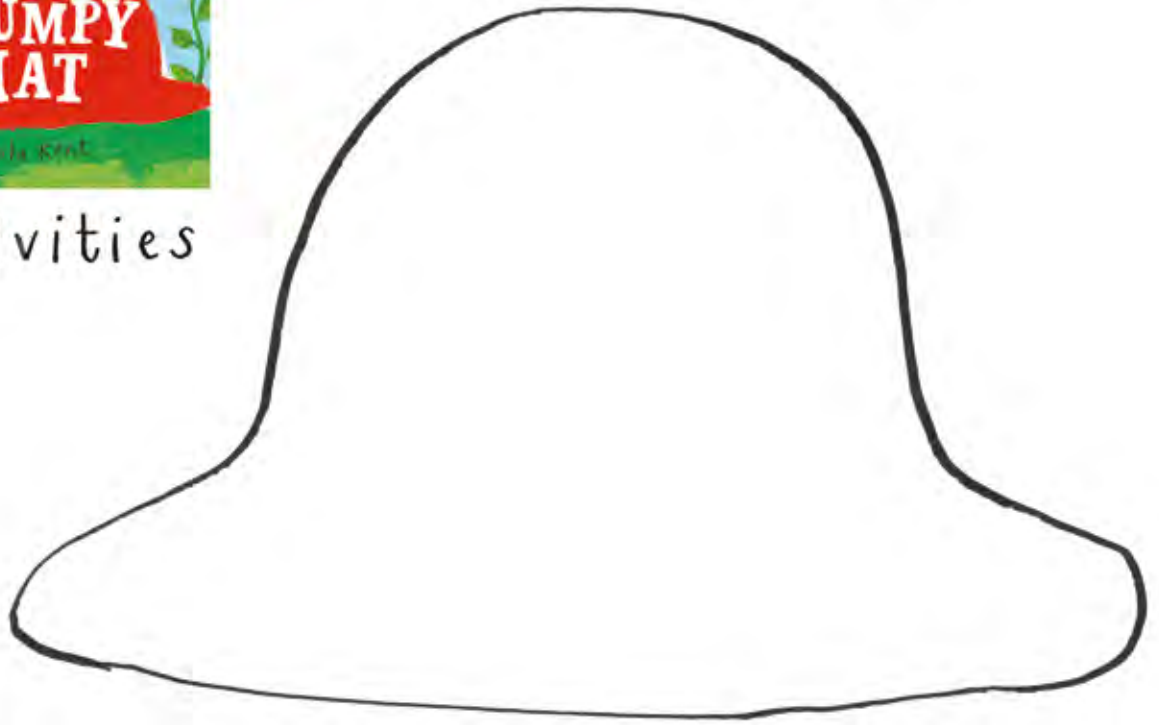
Activities

Grumpy Hat by Nicola Kent, Andersen Press

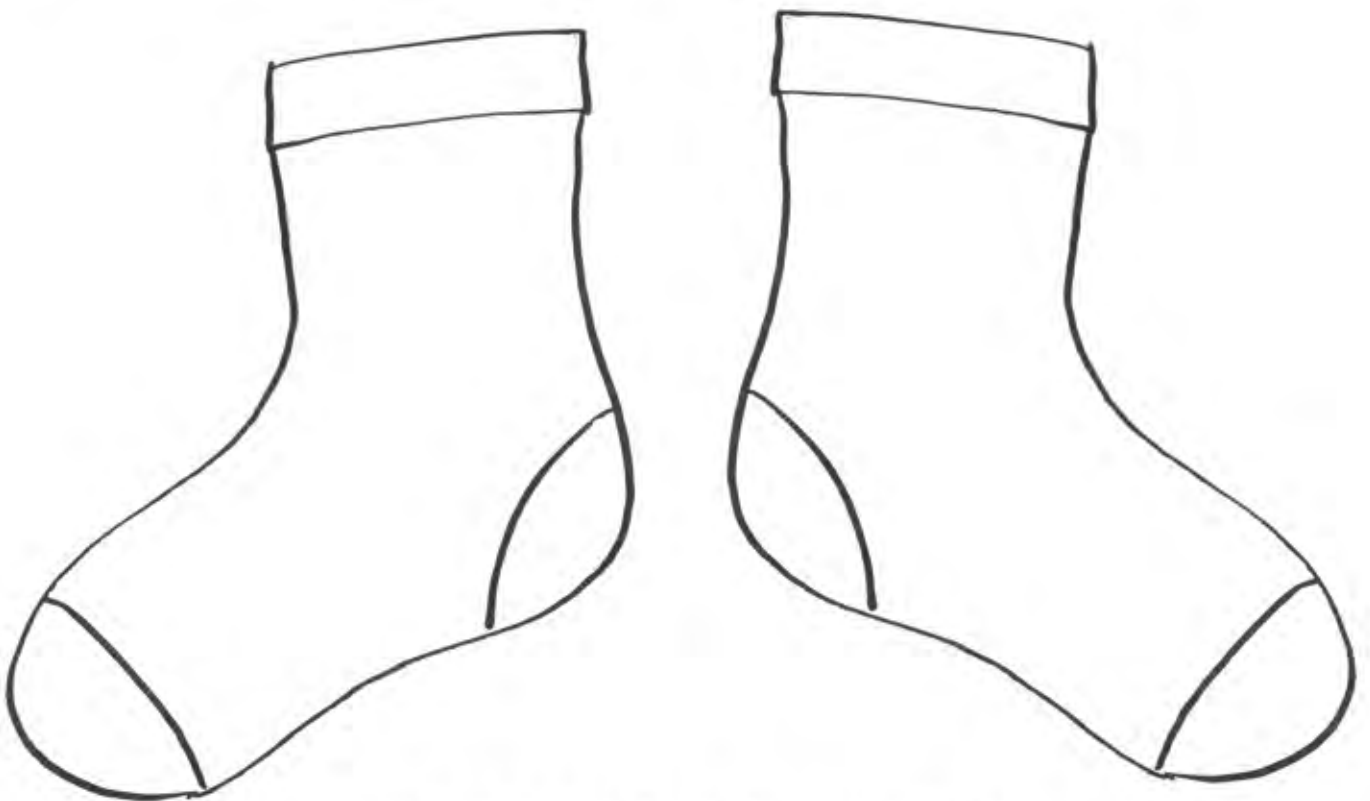


Can you decorate this hat to be your Grumpy Hat?

Activities



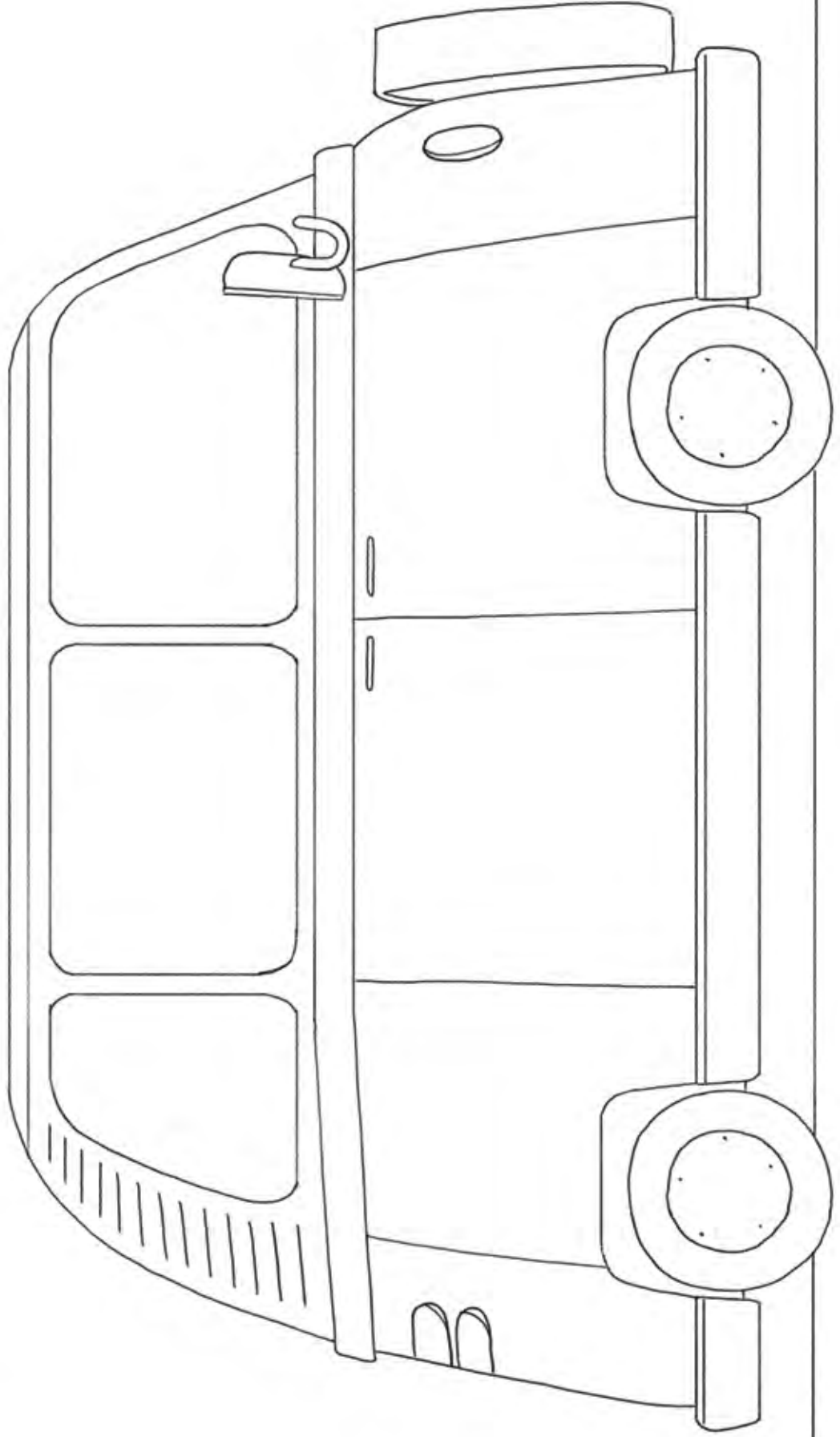
When Ravi stops feeling grumpy, he finds himself wearing Happy Socks. Can you decorate your own pair of Happy Socks?



Grandad's Camper

Harry Woodgate




Have a go at designing your own camper van!
You could use any colour or pattern you like.
Maybe your camper has extra special features,
like rocket boosters or a rooftop balcony. What
things might you keep inside your camper van?




Grandad's Camper

Harry Woodgate

Together, Grandad and Gramps go on holiday to all sorts of amazing places. Imagine you've visited somewhere exciting - what photos might you take to remember your holiday? Draw them below. You could also write a message to family or friends on the postcard to the right.



HOW TO DRAW DOT & PEEP



1 Draw a circle and a small sausage shape

Draw a small apple shape

2 Draw a long ear and a snout

How about a tail?

Can you draw an elephant's trunk?

Add a long wavy ear

Add short legs

3 Use short lines to make her look furry

Add a hat, an eye and a nose

Is your dog smiling?

Give Peep an eye and a tail

Don't forget Dot's other two legs


4 Give her some eyebrows and fur markings

Detail Dot's hat

Is she wearing a collar?



DRAW YOUR OWN
DOT & PEEP
HERE





CAN YOU HELP


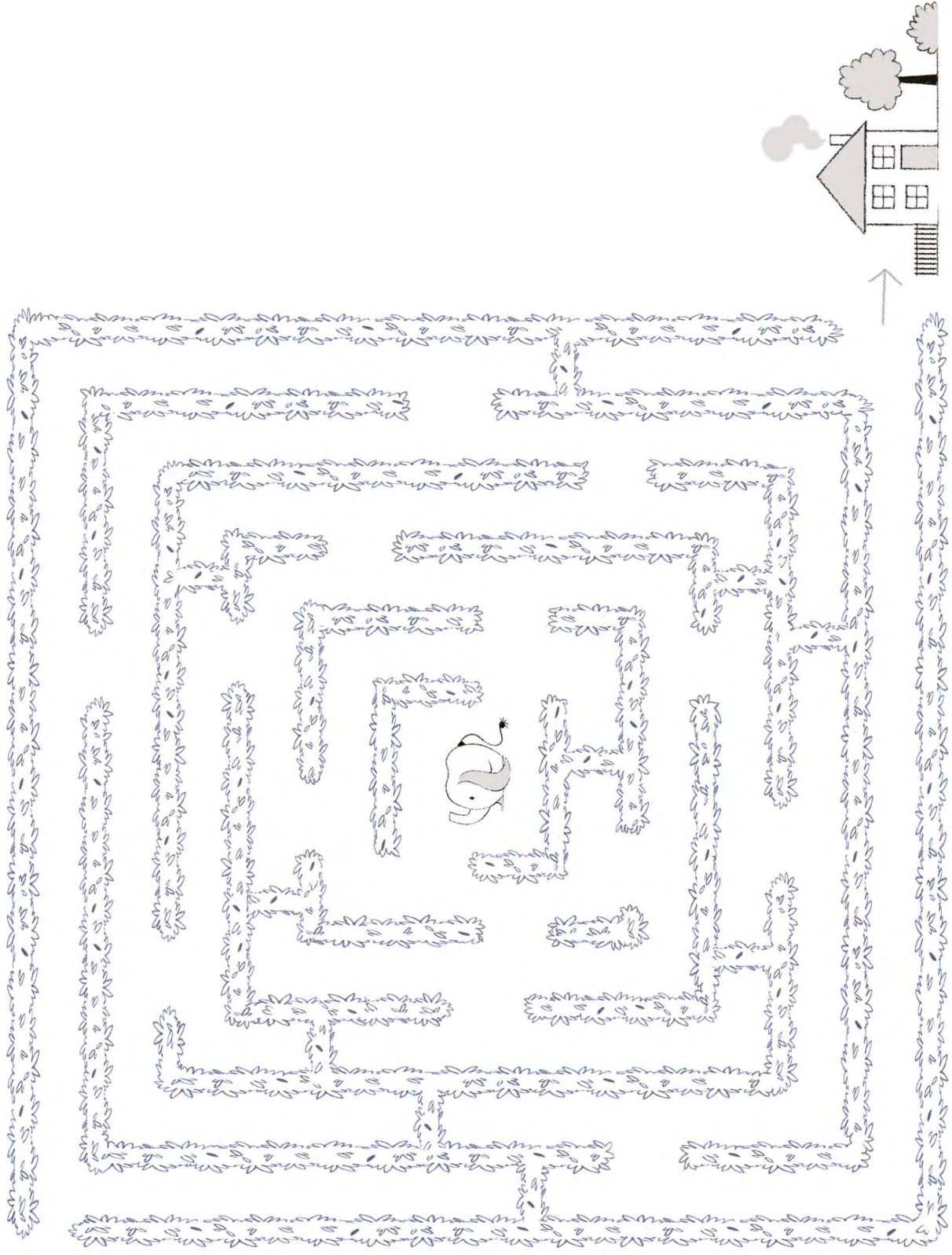
DOT

FIND

PEEP


AND

GET THEM HOME?



This dog's days of hiding at home are over.

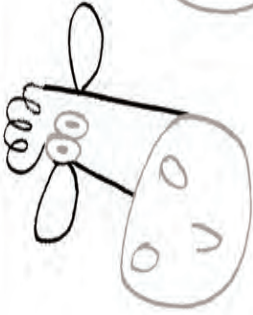
1) Draw two eyes and a rounded shape for the nose




2) Add nostrils and a smiley mouth




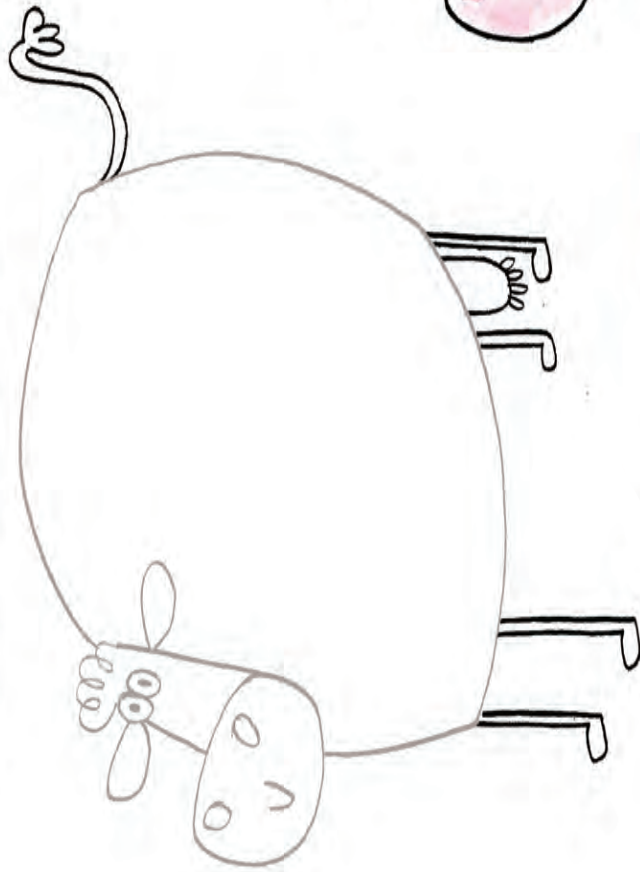
3) Join the head up with some curly hair and add some ears




4) Draw a big shape for the body



5) Add legs, a tail and don't forget her udders!




6) Draw cow splodges and then have fun colouring in



Step by Step
COW
by Fred Blunt

COWS GO BOO!


By Steve Webb & Fred Blunt




How to draw FIN with Adam Stower

Hello! 😊 Let's draw FIN from 'The Day Fin Flooded the World'

TOP TIP → use a pencil to lightly sketch out your drawing first, then when you are happy with it, go over it with ink.



First, use simple shapes to build Fin's head and body.



Next let's add some detail like Fin's face, arms and legs.



Now it's time for Fin's hair, helmet (a goldfish bowl!) and his floaty dressing gown.



Finally, go over your sketch with pen and rub out the pencil line. Add bubbles to make it look like Fin is underwater.

Finished? Well done!
It looks.... **FINTastic!** Adam 😊

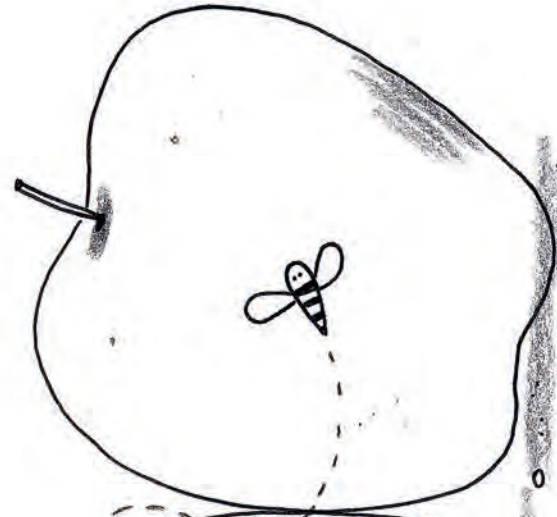







The Day
FIN
FLOODED
the
WORLD

by Adam Stower

Colour us in...




K. Litten



The
**MOUSES
APPLES**

FRANCES STICKLEY KRISTYNA LITTEN

SPOT 10 DIFFERENCES!



THE BOLDS Go Green

WORD SEARCH










GREEN RECYCLE RUBBISH EARTH
ANIMALS HUMANS POLLUTION PROTEST
CLIMATE CHANGE BOBBY BETTY

T	H	Y	G	R	E	R	S	A	P
C	L	I	M	A	T	E	D	N	R
H	E	T	N	D	H	C	B	I	C
A	S	B	O	B	B	Y	E	M	H
N	A	F	R	U	G	C	T	A	U
G	R	E	E	N	E	L	T	L	M
E	A	R	T	H	N	E	Y	S	A
B	R	U	B	B	I	S	H	B	N
G	C	P	R	O	T	E	S	T	S
E	P	O	L	L	U	T	I	O	N



What has four wheels
and flies?
A rubbish truck!





Win ALL of these books!

To enter: complete one of the activity pages in this pack and tweet a photo of it to @AndersenPress, making sure you include the hashtag #APSummerFun

Terms and Conditions: This competition is open to residents in the UK & IE only. All entries must be received by 1st September 2021. The winner will be contacted after this date.

www.andersenpress.co.uk